


# 2015 Toyota Land Cruiser Prado 2.8D TZ-G



Purchase Price

Includes GST  
Excludes on-road costs of \$550

\$51,950

Indicative repayments

\$333.89 per week\*

Based on a 48 month term & no deposit.  
Total repayments (208) = \$69,448.21

finance  
NOW

Money your way

Gain peace of mind with  
Mechanical Breakdown  
Insurance. Ask us how.

  
ASSURANT®

Top features

» Adaptive cruise contro...

» Air Conditioning

» CD Player

» Central Locking

» Child seat anchor poin...

» Climate Control

» Electric Mirrors (Retr...

» Fog Lights

» Heated Seats

» Parking Sensors

» Rear Wiper

» Reverse Camera

» Roof Rails

» Smart Key

» Spoiler

» VINZ Appraised

Body Style

5 door, SUV / 4x4

Odometer

90,180 km

Engine

2800 cc, Camchain

Fuel Type

Diesel

Transmission

Automatic, 4WD

Wheels

Alloy


VIN

-

Interior

Black

Safety

  
Based on 2024 UCSR rating  
for 07-21 models

Reg No.

-

Ext Colour

Black

History

-

Seats

7 seats, Leather

CO2 Emissions

★ ★ ☆ ☆ ☆ ☆  
251 grams/km

Energy Economy


★ ★ ☆ ☆ ☆ ☆  
Annual fuel cost of \$4,870  
9.7L per 100km

Cost per year is an estimate based  
on petrol price of \$2.80 per litre and  
an average distance of 14000 km.  
Includes Road User Charges (RUC).  
Emissions and Energy Economy  
figures standardised to 3P WLTP.

Stock ID: 5494



MIG Cars - Sydenham | Phone 021 507 578 | Email sales@migcars.co.nz  
63 Moorhouse Avenue, Addington, Christchurch 8011, New Zealand  
www.migcars.co.nz



★★★★★

4.67 | 1038 reviews

\* MIG Cars - Sydenham is not a lender nor a financial adviser. Any amounts displayed should not be seen as an offer of finance or taken as financial advice. The interest rate, fees and loan term used in this calculation may not actually represent those available from lenders. Actual interest rates, fees and loan terms will vary per lender and are typically based on an assessment of your credit risk and responsible lending criteria. Any repayment amounts displayed are indicative only and have been calculated using several other indicative inputs. The interest rate used in this calculation is an arbitrary 13.95%, however exact interest rates vary per lender. The term of the loan used in this calculation is 48 month. Exact terms available vary per lender although options typically include 6, 12, 18, 24, 36, 48 and 60 months. This calculation also includes a typical mandatory fee charged by lenders. This is a one-off establishment fee of \$495.00. Typically, this fee can be paid upfront or, as in this calculation, be capitalised over the contract term, ie. included in the loan amount. This fee can vary per lender and other non-mandatory fees and charges may also apply. The total amount of repayments has been calculated by multiplying 208 weekly repayments (based on a 48 month term) by the weekly repayment amount of \$333.89 which equals \$69,448.21. This calculator does not consider any of your own personal circumstances and we strongly suggest you seek budgeting advice prior to committing to any loan contract. Responsible lending criteria and lender terms and conditions will likely apply to any finalised loan contract. Proof of security and/or vehicle insurance may also be required before proceeding.