




2016 Honda Fit Shuttle 1.5L Hybrid




Purchase Price **\$16,950**

Includes GST
Excludes on-road costs of \$550

Indicative repayments

\$111.30 per week*

Based on a 48 month term & no deposit.
Total repayments (208) = \$23,151.09



Gain peace of mind with
Mechanical Breakdown Insurance. Ask us how.



Top features

- » Android Auto
- » CD Player
- » Central Locking
- » Child seat anchor poin...
- » Climate Control
- » Cruise Control
- » Electric Mirrors (Retr...
- » Rear Wiper
- » Reverse Camera
- » Smart Key
- » Spoiler
- » VINZ Appraised

Body Style
5 door, Station Wagon

Odometer
42,234 km

Engine
1500 cc, Hybrid

Fuel Type
Electricity


Transmission
Automatic

Wheels
-

VIN
7AT08G1XX25029139

Interior
Black

Safety



Based on 2025 VSRR rating

Reg No.
-

Ext Colour
Red

History
-

Seats
5 seats, Half leather

CO2 Emissions
★★★★☆
95 grams/km

Energy Economy
★★★★☆☆


Annual fuel cost of \$1,570
4L per 100km

Cost per year is an estimate based on petrol price of \$2.80 per litre and an average distance of 14000 km. Emissions and Energy Economy figures standardised to 3P WLTP.

Stock ID: 6229



MIG Cars - Lincoln Rd | Phone 021 507 578 | Email ev@migcars.co.nz
313 Lincoln Road, Addington, Christchurch 8024, New Zealand
www.migcars.co.nz



★★★★★
4.69 | 515 reviews

* MIG Cars - Lincoln Rd is not a lender nor a financial adviser. Any amounts displayed should not be seen as an offer of finance or taken as financial advice. The interest rate, fees and loan term used in this calculation may not actually represent those available from lenders. Actual interest rates, fees and loan terms will vary per lender and are typically based on an assessment of your credit risk and responsible lending criteria. Any repayment amounts displayed are indicative only and have been calculated using several other indicative inputs. The interest rate used in this calculation is an arbitrary 12.95%, however exact interest rates vary per lender. The term of the loan used in this calculation is 48 month. Exact terms available vary per lender although options typically include 6, 12, 18, 24, 36, 48 and 60 months. This calculation also includes a typical mandatory fee charged by lenders. This is a one-off establishment fee of \$495.00. Typically, this fee can be paid upfront or, as in this calculation, be capitalised over the contract term, ie. included in the loan amount. This fee can vary per lender and other non-mandatory fees and charges may also apply. The total amount of repayments has been calculated by multiplying 208 weekly repayments (based on a 48 month term) by the weekly repayment amount of \$111.30 which equals \$23,151.09. This calculator does not consider any of your own personal circumstances and we strongly suggest you seek budgeting advice prior to committing to any loan contract. Responsible lending criteria and lender terms and conditions will likely apply to any finalised loan contract. Proof of security and/or vehicle insurance may also be required before proceeding.